

Super Charge

a Paper Airplane



Materials



Paper

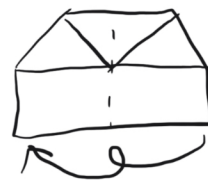


Rubber Band



Hole Punch

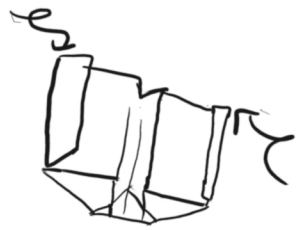
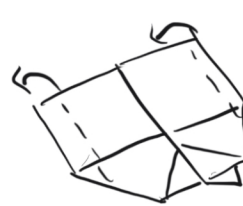
Step 1: Fold a Plane!
Any paper airplane will work! Here is one of our favorites!



Make the base



Fold down the wings



Fold down the side flaps

Step 2: Add the Rubber Band Power!

Punch a hole



Put the band through




Loop the band through itself

Step 3: Launch the Plane!



Pull back!



and let fly!

